

BEGA



BEGA Smart

Das gute Licht.

BEGA Smart 2020

For generations, BEGA has been synonymous with quality, reliability and stylish design – as well as innovation.

Our tradition is not just to stay on top of trends, we also consistently look to the future. That is why we continue to do pioneering work in the area of lighting ideas and new technologies.

Everything we do aims to create the kind of light that will make your life more beautiful, easier and more convenient.

One of our key products is BEGA Smart: our holistic control system for smart homes. This has nothing to do with gadgets or trends – it is all about improving quality of life long-term. We achieve this by focusing on what's important and simple. Not despite technological advancements, but because of them.

Our products are sold via specialised electrical wholesalers, lighting specialists and the electrical trade.

All deliveries, services and quotes provided by BEGA to companies are subject exclusively to our terms of delivery, which can be accessed via <https://www.bega.com/en/legal/terms-of-delivery>



The future is smart.
And when it comes to light: BEGA Smart

BEGA Smart interlinks indoor and outdoor living spaces. The system solution forms the core control element in an all-encompassing offering for a smart home. BEGA Smart offers intelligent control of your lighting system in your home, on the outside of your home and for a beautifully illuminated garden. All luminaires and also other electric devices with a safety plug can be combined and controlled as one.



BEGA Smart – developed specifically for everyday use

For a home where everything is easy to use. The result is a sophisticated system that works in the background to make life easier – and which is delightfully easy to install and use. The BEGA Smart system solution is so much more than simply the sum of its parts: synergy is the key. At the same time, BEGA Smart is and always will be highly flexible, compatible and ready for anything the smart future might bring.

Smart means uncomplicated. That is why all devices and functions are programmed and controlled simply, intuitively and clearly in one place: the free BEGA Smart app. Controlling individual luminaires or luminaire groups, configuring custom lighting scenarios or setting up a time switch function – smart BEGA lights are incredibly versatile. They combine comfort, safety and energy efficiency.

What makes BEGA Smart so special?

The BEGA Smart system solution is so much more than simply the sum of its parts: synergy is the key. Key features at a glance:



Flexible system

The BEGA Smart system solution forms the core control element in an all-encompassing offering for a smart home. Flexible and accessible for latest technologies – now and in the future.



Indoors and out

BEGA Smart interlinks indoor and outdoor living spaces. Lighting solutions in the home, on the outside of the house and for the garden can be combined and controlled as one.



Easy preparation

Smart means uncomplicated. That is why all devices and functions are programmed and controlled simply, intuitively and clearly in a single place: the free BEGA Smart app.



Customised lighting scenarios

The smart BEGA solution is highly versatile and customisable: create groups, apply lighting scenarios, define and name individual events.



Light control with or without app

The BEGA Smart Rotary Dimmer only needs an unused flush-mounted or cavity wall socket to make your home smart, using an easy to operate stationary controller.



Versatile in its use

The benefits of smart technology are useful for all members of the household and available in all rooms – be it as an automatic timer for added burglary protection or an automatic switch to turn off the TV.



Updates and expansions

Aimed at a smart future: automatic updates and expansions to include new products are standard for BEGA Smart.



Independence from the Internet

A direct connection between the app to the devices: offline functionality ensures permanent Internet independence.

Smart installation and control

Installing a BEGA Smart system couldn't be easier: the system is set up via a smartphone app, which allows a custom configuration of the lighting system. Automation options such as a time switch function can be implemented in just a few easy steps. For manual control, we recommend our Smart Rotary Dimmer and the PRO smart remote control, which make frequently used functions available at the press of a button.



The free BEGA Smart app is the control hub for the BEGA Smart Home system. It controls each part of the system across short distances via Bluetooth and allows each system component to be individually programmed. Configuring how and when a luminaire or group of luminaires should behave is easy and intuitive. It takes only the touch of a button for all the luminaires to spread their cosy light. The room can be brightly illuminated at a pre-determined time. The app makes it possible to create countless lighting scenarios that can be controlled manually or automatically.



The BEGA Smart Rotary Dimmer only needs an unused flush-mounted or cavity wall socket to make your home smart. And to operate it in the easiest way, because the dimmer is the most intuitive way to manually control Zigbee-capable luminaires or other Smart components in the room. And if you like, it can also be used as a link between input devices and luminaires. That makes the Smart Rotary Dimmer an easy and versatile entry point into the smart home universe.



The BEGA Smart Remote Control PRO gives you full control over your smart lighting system. User-friendly and easy operation – and that across distances up to 30 metres.

The BEGA Smart app allows you to program all functions individually; they can then be controlled easily and intuitively via the electronic paper display with touch ring and two “Favourites” buttons. Individual luminaires or complete luminaire groups can be controlled and any number of lighting scenarios and light colours can be accessed manually or automatically. And you can do all that while sitting on the sofa.

The Smart Plug allows the easy system integration of any devices powered via a safety plug. Luminaire, television or aquarium lighting.



Smart Sockets supply luminaires or other electric devices with power and can be controlled with ease as part of the BEGA Smart system.



The use of Zigbee-capable lamps means that existing luminaires can be integrated quickly and seamlessly into the smart lighting system.



Take advantage of the many options a universal controller for home and garden can offer. Everything from simple to complex.



The integration of recessed ceiling luminaires into the BEGA Smart system is particularly easy. The Smart DALI Controller is simply placed in a device housing installed in the suspended ceiling.

BEGA Plug & Play, our portable LED lighting system for private gardens, is very easy to integrate into the BEGA Smart system.





All the advantages of wireless control are right at your fingertips with the smart installation components for BEGA system pendant luminaires. Suitable for recessed or surface-mounted solutions for slanted or straight ceilings.

Components for indoors

Smart Plug · Smart Home in the blink of an eye

It couldn't be easier to make a home smart. Put BEGA Smart Plug into the wall socket – done. Each device can be quickly and easily incorporated into the BEGA Smart system and controlled via smartphone or remote control. Switch on or off, create groups of smart devices and lighting scenarios – and set up everything with a timer. Wireless, unobtrusive and stylish.





Smart Plug makes luminaires and other devices with a safety plug fit for the future – even older luminaires you already own. Intelligent control options combine comfort, safety and energy efficiency throughout the smart home. Before the coffee machine even gets going, your favourite music will be playing in the kitchen. Timer-controlled light gives the appearance that someone is home even while you are away. Automatically activated illumination saves energy: that's good for your wallet and for the environment.

A BEGA Smart Plug is not just a device upgrade – it represents your ticket to the vast universe of smart homes. In conjunction with BEGA Zigbee lamps, the BEGA Smart system can be endlessly expanded to include luminaires with conventional E 14 and E 27 screw bases. The Smart Plug acts as a link and transmits the Bluetooth signals from the smartphone to the luminaires via ZigBee.

Smart technology has many uses. And sometimes it can also contribute to a more peaceful family life – for example, when the TV in the kids' room simply switches off at 8 pm all on its own – without any discussion.



Components for indoors

Smart Rotary Dimmer · Smart at a flick of the wrist

The BEGA Smart Rotary Dimmer requires nothing more than an unused flush-mounted or cavity wall socket to make your home smart. And it can be operated simply, because the rotary dimmer, which can be integrated into all common switch programs, also enables the classic manual operation of smart compatible components after setup without an app or remote control. It can also be used as a link between these devices if needed.





Small and medium-sized commercial or private applications are also controlled with ease with BEGA Smart.

The Smart Rotary Dimmer is a simple and versatile starter entry point to the smart home universe. Once installed by a qualified electrician, the luminaires from the BEGA Smart system can easily be operated via app or remote control. And it can also be used traditionally – a clear advantage for those who prefer to do things by hand.

In conjunction with the Smart DALI Controller, almost all DALI-compatible luminaires can be controlled wirelessly – without any need for a costly bus system installation, and even by family members without a smartphone or remote control.

Additionally, existing legacy luminaires with conventional E 14 and E 27 screw bases – like that pendant luminaire over the dining table – can be manually controlled via the dimmer switch on the wall without much effort. All that is needed is a Zigbee lamp.



Components for indoors

Smart DALI Controller · Smart lighting for every electrical installation

The Smart DALI Controller modernises existing electrical installations. It introduces professional light control into any building with its manufacturer-independent DALI interface standard. It even works if only three-core cables are installed. It also acts as a link between all components of the BEGA Smart system and allows almost all DALI luminaires and Zigbee lamps to be controlled remotely.






DALI control capability is easily retrofitted in existing architecture by placing a Smart DALI Controller inside the suspended ceiling and connecting it with DALI-capable luminaires.

DALI represents the ideal solution for professional lighting control. Older buildings – and specifically historical ones – often lack the two additional cores needed for controlling in their electrical installations. A technical workaround is needed to take advantage of the many benefits of DALI luminaires.

This issue is easily resolved with the Smart DALI Controller. It integrates every one of the luminaires and luminaire groups into the BEGA Smart world.

The Smart DALI Controller makes any building fit for smart lighting technology – without any need for structural changes. The trick is to install the controller between the older three-core cable and the new, five-core DALI-compatible lamp. This immediately gives access to all the benefits offered by the wireless controller: the illumination is dimmable and light colours and temperatures can be set and controlled individually. This is made possible by a Smart DALI controller for up to 15 DALI luminaires. A range of lighting scenarios can be saved and later accessed automatically. Take the kitchen, for example: clear, bright illumination while you cook – followed by warm, cosy lighting when you sit down to eat. Or at a historical palace: one lighting scenario for the gala reception, one for the summer party. The possibilities are virtually endless.

The system can be controlled easily and intuitively via the Smart Rotary Dimmer, the PRO and ONE remote controls, and the BEGA Smart app.



Components for indoors

BEGA system pendant luminaires · Problem solvers for the public and private sector

All the advantages of the manufacturer-independent DALI interface standard for wireless control are right at your fingertips with the smart installation components for BEGA system pendant luminaires.





With their versatile installation components, BEGA system pendant luminaires are a perfect solution for smart wireless control if the existing legacy system lacks available control cores.

The advantage of our smart system pendant luminaries is clear: With controllable installation components, lighting can be integrated into BEGA Smart without any structural alterations and operated conveniently and intuitively via the app.

Another plus: Various installation components – available as recessed or surface-mounted options – allow for ceiling mounting on straight or slanted ceilings. Any architecture can therefore be set up for smart lighting technology easily and without any need for costly renovations.

There are smart installation components in a variety of versions for custom mounting methods

BEGA system pendant luminaires with various luminous intensities, shapes and colours offer virtually endless possibilities

Components for outdoors

BEGA Smart Socket · The connecting pillar for smart gardens

The BEGA Smart Socket connecting pillar ensures smart power supply in the garden. It makes any device with a safety plug controllable via the BEGA Smart app and integrates conventional as well as LED luminaires into the smart lighting system for the garden. For a garden that stands out from the rest – both visually and technically.





The smart connecting pillar is perfect for use in semi-public areas like beer gardens:
The automated system simply switches off the power outside of business hours.

BEGA connecting pillars have been regarded as reliable outdoor power supply equipment for decades.

BEGA Smart Sockets are the perfect entry point into the smart world for anyone looking for a remote-controlled supply unit for luminaires and other electric devices with a safety plug.

They are compatible with both LED luminaires and luminaires with conventional lamps. Of course, other electrical devices connected to the Smart Socket connecting pillars can also be integrated into the smart system. The sockets of the Smart Socket can be controlled both individually and in groups.

The smart outdoor system can be expanded at any time using BEGA Zigbee LED lamps in conventional luminaires with E 14 or E 27 bases.

Optionally with
2 or 3 safety sockets



Protection class IP 44

Optionally with anchorage
unit or screw-on base

Components for outdoors

Plug & Play · The smart LED lighting system for your garden

Part of the BEGA Smart range, BEGA Plug & Play is our LED lighting system for smart garden lighting – incredibly easy to install and control. Position the portable luminaires in your garden and configure the system with the free BEGA Smart app – that's it.






BEGA Plug & Play is our portable lighting system for flexible garden lighting. The flexible cables of the 48V system can be routed above ground and between planted areas. The low voltage of just 48V ensures electrical safety – forget costly and work-intensive underground routing. Changes and extensions to the system can be done quickly at any time.

The Smart Tower is the control centre for the system, holding all the intelligence. Up to four luminaires can be connected to the Smart Tower using safe plug connectors.

BEGA Plug & Play can be used as a standalone system or as part of BEGA Smart. The highly flexible and location-independent lighting system can therefore be easily integrated and is just as easy to control as are the other BEGA Smart components.

Data Matrix Code for easy, smartphone-based configuration below the cover



All luminaires in the Plug & Play system are integrated in one step

Protection class IP 65

4 x 48V connections

BEGA Smart components overview for indoor and outdoor use

BEGA Smart is the smart controller for your lighting system inside and on your house as well as for an illuminated garden.


The overview on this page uses an excerpt of our comprehensive product range for an example of which luminaires and devices can be integrated immediately and effortlessly in a BEGA Smart system. The product section below offers relevant information about the examples shown. Please visit our website for the full range of products with control capability as well as other components.

Smart DALI Controller

The Smart DALI Controller allows the integration of the following recessed ceiling luminaires in a BEGA Smart-controlled system. The Smart DALI Controller simply has to be placed in a device housing in the suspended ceiling. The Smart DALI Controller also establishes a connection with E 14 and E 27 Zigbee lamps.



Page 25



Page 26

Page 27

Page 29

Page 26

Page 28

Page 24

Smart Plug

The Smart Plug integrates any portable indoor luminaire or other electric devices with a safety plug into the controllable BEGA Smart system.

The Smart Plug also establishes a connection with E 14 and E 27 Zigbee lamps.



Page 25



Page 32

Page 32

Page 32


Page 24

System pendant luminaires

All the advantages of wireless control are right at your fingertips with the smart installation components for the pictured BEGA system pendant luminaires – and that applies for any kind of ceiling. The smart canopies can also establish a connection with E 14 and E 27 Zigbee lamps.



Page 31



Page 30

Page 30

Page 30

Page 30

Page 30



Page 30

Page 31

Page 31

Page 31

Page 31

Page 24



Smart Socket

Smart Sockets supply luminaires or other electric devices with power and can be controlled with ease as part of the BEGA Smart system. The Smart Socket also establishes a connection with E 14 and E 27 Zigbee lamps.



Page 37

Page 37

Page 37

Page 37

Page 24

Page 36

Plug & Play



Part of the BEGA Smart range, Plug & Play is our LED lighting system for smart garden lighting – incredibly easy to install and control. The Smart Tower also establishes a connection with E 14 and E 27 Zigbee lamps.

Page 33



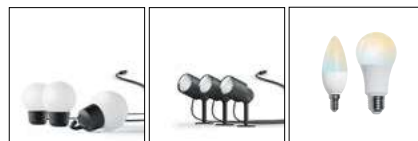
Page 34

Page 34

Page 34

Page 34

Page 34



Page 35

Page 35

Page 24

With BEGA Zigbee LED lamps, the smart lighting system can be expanded to include conventional luminaires with an E 14 or E 27 screw base.
Page 24



Zigbee · LED lamps

By using Zigbee-capable lamps, existing luminaires with conventional E 14 or E 27 bases can be instantly controlled, dimmed and automated.

The Zigbee standard ensures the easy integration of these LED lamps (available in a tunable white or RGBW version) into a smart home system or Zigbee-controlled building management system. BEGA LED lamps offer a compelling minimum service life of 15.000 hours, have no switching delay and are impervious to frequent switching.

The data shown in the table may change as a result of technical progress.

The data sheets available on our website will always show the very latest values.

If the Zigbee 3.0 radio-controlled LED lamp is intended for outdoor use, the luminaire should be rated at least IP 65.



LED lamps for screw base E14 · Zigbee												
	LED			Controllable	Colour temperature	CRI	Service life	on/off	Ambient temperature	EEC	A	B
13 558	5.3 W	470 lm	Matt	Yes · Dimmable	2700 K	>80	25 000 h	>30 000x	+40 to -20 °C	A+	38	110
13 559	5.8 W	470 lm	Matt	Yes · Tunable white	2700-6500 K	>80	25 000 h	>30 000x	+40 to -20 °C	A+	38	110

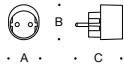


LED lamps for screw base E27 · Zigbee												
	LED			Controllable	Colour temperature	CRI	Service life	on/off	Ambient temperature	EEC	A	B
13 555	9.0 W	805 lm	Matt	Yes · Dimmable	2700 K	>80	25 000 h	>30 000x	+40 to -20 °C	A+	60	120
13 556	9.0 W	805 lm	Matt	Yes · Tunable white	2700-6500 K	>80	25 000 h	>30 000x	+40 to -20 °C	A+	60	120
13 557	9.5 W	805 lm	Matt	Yes · TW · RGBW	2700-6500 K	>80	25 000 h	>30 000x	+40 to -20 °C	A+	60	120

Smart Plug

The Smart Plug incorporates any device with a safety plug quickly and easily into your home's BEGA Smart System and allows it to be controlled via smartphone or remote control.

The Smart Plug enables the switching and controlling of devices and the creation of lighting scenarios. Zigbee 3.0 · Max. radio range 30 m



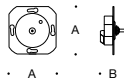
	A	B	C
71 190 Smart Plug	45	51	70



Smart Rotary Dimmer

Wireless rotary dimmer with integrated aerial for switching, dimming and regulating the light colour of luminaires. Once successfully installed, the switch is configured in the BEGA Smart app. Suitable for integration into switching and cavity boxes.

The Smart Rotary Dimmer can be used in conjunction with most brand-name switch programs. Power supply 220 - 240 V, 50/60 Hz. Zigbee 3.0 · Max. radio range 30 m



	A	B
71 148 Smart Rotary Dimmer	70	45

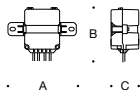


Smart DALI Controller

The Smart DALI Controller enables wireless broadcast control and dimming of up to 15 DALI luminaires

- With a smartphone and the BEGA Smart app
 - A BEGA remote control
 - Compatible with the Smart Rotary Dimmer 71 148
- Suitable for installation in switching and cavity boxes.

Compliance with national safety regulations is mandatory when installing in suspended ceilings. Zigbee 3.0 · Max. radio range 30 m



	A	B	C
71 149 Smart DALI Controller	70	46	29



BEGA ONE and PRO remote controls

ONE Remote Control

10 freely programmable buttons. Each button can be assigned an individual luminaire, luminaire group, scenario or light colour. Configuration via BEGA Smart app. Grey synthetic housing with black front · Magnetic wall mount included. Zigbee 3.0 · Max. radio range 30 m

PRO Remote Control

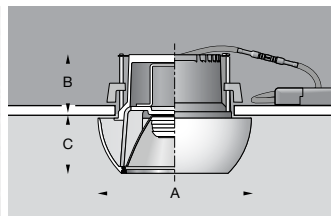
Electronic paper display and touch ring for menu navigation as well as two freely programmable favourites buttons. Configuration via the BEGA Smart app · Anodised matt black cast aluminium housing. Front made of shatter-proof and scratch-resistant Gorilla® glass · Magnetic wall mount included. Zigbee 3.0 · Max. radio range 30 m



	Ø
10 526 ONE Remote Control	75
13 569 PRO Remote Control	80



Indoor luminaires



GENIUS

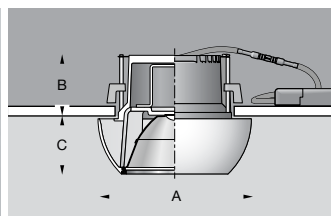
Recessed ceiling luminaires · Downlights for DALI-controllable power supply units
Narrow beam, wide beam and very wide beam light distribution

Luminaire housing made of cast aluminium, available in 2 finishes · Reflector surface made of pure aluminium · Safety glass
Chrome trim ring · BEGA Hybrid Optics® · Cable between luminaire and PSU with plug connector
Colour rendering index (CRI) >90 · 20-year availability guarantee for LED modules

The DALI PSU simply plugs into the luminaire. External PSUs for operating these luminaires are optional accessories and must be ordered separately.
You can find the technical data for the PSUs and installation housings in the data sheets on our website.

Colour temperature: 3000K – article number + **K3** or 4000K – article number + **K4**

Velvet white enamel finish								External PSU	Install. housing	
		LED		β	A	B	C	AC/DC	DALI	
50 900.1	Narrow beam	10.0 W	915 lm	16°	140	60	55	✓	13 168	10 440
50 901.1	Narrow beam	13.7 W	1465 lm	14°	190	60	70	✓	13 170	13 027
50 904.1	Wide beam	10.0 W	865 lm	32°	140	60	55	✓	13 168	10 440
50 905.1	Wide beam	13.7 W	1460 lm	32°	190	60	70	✓	13 170	13 027
50 906.1	Very wide beam	10.0 W	865 lm	58°	140	60	55	✓	13 168	10 440
50 907.1	Very wide beam	13.7 W	1415 lm	61°	190	60	70	✓	13 170	13 027
Velvet black enamel finish								External PSU	Install. housing	
		LED		β	A	B	C	AC/DC	DALI	
50 900.5	Narrow beam	10.0 W	915 lm	16°	140	60	55	✓	13 168	10 440
50 901.5	Narrow beam	13.7 W	1465 lm	14°	190	60	70	✓	13 170	13 027
50 904.5	Wide beam	10.0 W	865 lm	32°	140	60	55	✓	13 168	10 440
50 905.5	Wide beam	13.7 W	1460 lm	32°	190	60	70	✓	13 170	13 027
50 906.5	Very wide beam	10.0 W	865 lm	58°	140	60	55	✓	13 168	10 440
50 907.5	Very wide beam	13.7 W	1415 lm	61°	190	60	70	✓	13 170	13 027



STUDIO LINE

Recessed ceiling luminaires · Downlights for DALI-controllable power supply units
Wide beam light distribution

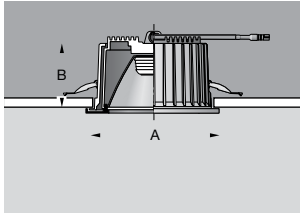
Luminaire housing made of cast aluminium · Velvet white or velvet black enamel finish · Chrome trim ring
Inside colour available with a choice of 3 finishes · Reflector made of pure anodised aluminium · Silicone diffusing lens
Colour rendering index (CRI) >90 · 20-year availability guarantee for LED modules

The DALI PSU simply plugs into the luminaire. External PSUs for operating these luminaires are optional accessories and must be ordered separately.
You can find the technical data for the PSUs and installation housings in the data sheets on our website.

Colour temperature: 3000K – article number + **K3**

Inside colour matt aluminium								External PSU	Install. housing
Velvet white	Velvet black	LED		β	A	B	C	DALI	
50 896.2	50 898.2	10.0 W	800 lm	24°	140	55	92	13 168	10 440
50 897.2	50 899.2	13.7 W	1215 lm	32°	190	70	165	13 170	13 027
Inside colour matt brass								External PSU	Install. housing
Velvet white	Velvet black	LED		β	A	B	C	DALI	
50 896.4	50 898.4	10.0 W	745 lm	34°	140	55	92	13 168	10 440
50 897.4	50 899.4	13.7 W	1125 lm	33°	190	70	165	13 170	13 027
Inside colour matt copper								External PSU	Install. housing
Velvet white	Velvet black	LED		β	A	B	C	DALI	
50 896.6	50 898.6	10.0 W	720 lm	33°	140	55	92	13 168	10 440
50 897.6	50 899.6	13.7 W	1095 lm	43°	190	70	165	13 170	13 027





These downlights are designed for installation in suspended ceilings. They are part of the GENIUS series of downlights. Luminaires with hybrid optics make use of the advantages of lens and reflector technology. The result is highly efficient, low-loss optical systems with optimum glare suppression and very compact dimensions. The DALI PSU simply plugs into the luminaire. External PSUs for operating these luminaires are optional accessories and must be ordered separately. You can find the technical data in the data sheets on our website.



GENIUS

Recessed ceiling · Downlights For external on/off or DALI PSUs
Symmetrical narrow beam, symmetrical wide beam, symmetrical very wide beam and asymmetrical wide beam light distribution

Luminaire housing made of cast aluminium · Ceiling recessed housing made of synthetic material
Ceiling trim ring available with a choice of 3 finishes
Safety glass · Reflector surface made of pure aluminium · Optical silicone lens
Luminaires with narrow beam, wide beam and very wide beam light distribution: BEGA Hybrid Optics®
Cable between the luminaire and the power supply unit with plug connector
Colour rendering index (CRI) >80 or >90 · 20-year availability guarantee for LED modules
Colour temperature: 3000K – article number + **K3** or 4000K – article number + **K4**

White enamel finish								External PSU
		LED	CRI	β	A	B	AC/DC	DALI
50 374.1	Narrow beam	9.8 W	1065 lm	>90	20°	140	95	13 168
50 430.1	Narrow beam	13.7 W	1585 lm	>80	20°	140	95	13 169
50 375.1	Narrow beam	13.7 W	1465 lm	>90	14°	155	105	13 169
50 431.1	Narrow beam	19.5 W	2270 lm	>80	14°	155	105	13 171
50 376.1	Narrow beam	20.0 W	2195 lm	>90	18°	200	130	13 170
50 432.1	Narrow beam	29.0 W	3515 lm	>80	18°	200	130	13 171
50 389.1	Wide beam	9.8 W	1085 lm	>90	36°	140	95	13 168
50 433.1	Wide beam	13.7 W	1610 lm	>80	36°	140	95	13 169
50 390.1	Wide beam	13.7 W	1460 lm	>90	32°	155	105	13 169
50 434.1	Wide beam	19.5 W	2265 lm	>80	32°	155	105	13 171
50 391.1	Wide beam	20.0 W	2200 lm	>90	30°	200	130	13 170
50 435.1	Wide beam	29.0 W	3535 lm	>80	30°	200	130	13 171
50 392.1	Very wide beam	9.8 W	1070 lm	>90	74°	140	95	13 168
50 436.1	Very wide beam	13.7 W	1590 lm	>80	74°	140	95	13 169
50 393.1	Very wide beam	13.7 W	1415 lm	>90	61°	155	105	13 169
50 437.1	Very wide beam	19.5 W	2185 lm	>80	61°	155	105	13 171
50 394.1	Very wide beam	20.0 W	2135 lm	>90	59°	200	130	13 170
50 438.1	Very wide beam	29.0 W	3425 lm	>80	59°	200	130	13 171
50 395.1	Asymmetrical	9.8 W	950 lm	>90	64/68°	140	95	13 168
50 439.1	Asymmetrical	13.7 W	1525 lm	>80	64/68°	140	95	13 169
50 396.1	Asymmetrical	13.7 W	1340 lm	>90	65/69°	155	105	13 169
50 440.1	Asymmetrical	19.5 W	2130 lm	>80	65/69°	155	105	13 171
50 397.1	Asymmetrical	20.0 W	2075 lm	>90	65/68°	200	130	13 170
50 441.1	Asymmetrical	29.0 W	3340 lm	>80	65/68°	200	130	13 171

S/steel	Chrome	Downlights							External PSU
			LED	CRI	β	A	B	AC/DC	DALI
50 374.2	50 374.3	Narrow beam	9.8 W	1065 lm	>90	20°	140	95	13 168
50 430.2	50 430.3	Narrow beam	13.7 W	1585 lm	>80	20°	140	95	13 169
50 375.2	50 375.3	Narrow beam	13.7 W	1465 lm	>90	14°	155	105	13 169
50 431.2	50 431.3	Narrow beam	19.5 W	2270 lm	>80	14°	155	105	13 171
50 376.2	50 376.3	Narrow beam	20.0 W	2195 lm	>90	18°	200	130	13 170
50 432.2	50 432.3	Narrow beam	29.0 W	3515 lm	>80	18°	200	130	13 171
50 389.2	50 389.3	Wide beam	9.8 W	1085 lm	>90	36°	140	95	13 168
50 433.2	50 433.3	Wide beam	13.7 W	1610 lm	>80	36°	140	95	13 169
50 390.2	50 390.3	Wide beam	13.7 W	1460 lm	>90	32°	155	105	13 169
50 434.2	50 434.3	Wide beam	19.5 W	2265 lm	>80	32°	155	105	13 171
50 391.2	50 391.3	Wide beam	20.0 W	2200 lm	>90	30°	200	130	13 170
50 435.2	50 435.3	Wide beam	29.0 W	3535 lm	>80	30°	200	130	13 171
50 392.2	50 392.3	Very wide beam	9.8 W	1070 lm	>90	74°	140	95	13 168
50 436.2	50 436.3	Very wide beam	13.7 W	1590 lm	>80	74°	140	95	13 169
50 393.2	50 393.3	Very wide beam	13.7 W	1415 lm	>90	61°	155	105	13 169
50 437.2	50 437.3	Very wide beam	19.5 W	2185 lm	>80	61°	155	105	13 171
50 394.2	50 394.3	Very wide beam	20.0 W	2135 lm	>90	59°	200	130	13 170
50 438.2	50 438.3	Very wide beam	29.0 W	3425 lm	>80	59°	200	130	13 171
50 395.2	50 395.3	Asymmetrical	9.8 W	950 lm	>90	64/68°	140	95	13 168
50 439.2	50 439.3	Asymmetrical	13.7 W	1525 lm	>80	64/68°	140	95	13 169
50 396.2	50 396.3	Asymmetrical	13.7 W	1340 lm	>90	65/69°	155	105	13 169
50 440.2	50 440.3	Asymmetrical	19.5 W	2130 lm	>80	65/69°	155	105	13 171
50 397.2	50 397.3	Asymmetrical	20.0 W	2075 lm	>90	65/68°	200	130	13 170
50 441.2	50 441.3	Asymmetrical	29.0 W	3340 lm	>80	65/68°	200	130	13 171

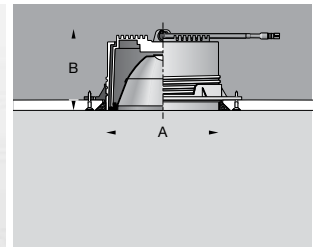
The power information may change during the validity period of the catalogue as a result of technical progress. You can find data sheets for all luminaires on our website. They contain all luminaire data and the current values for LED service life, luminous flux and maximum ambient temperature.

Indoor luminaires



These LED recessed ceiling downlights are part of our STUDIO LINE luminaire series and are designed for flush-mounting installation in suspended plasterboard ceilings. Luminaires with built-in reflectors featuring our economical and reliable LED technology as well as fascinating metal finishes.

The DALI PSU simply plugs into the luminaire. External power supply units for operating these luminaires are accessories and must be ordered separately. You can find the technical data in the data sheets on our website.



STUDIO LINE

Recessed ceiling · Downlights for DALI-controllable power supply units
Flush-mounting installation

Cast aluminium luminaire housing · Synthetic ceiling recessed housing · Velvet white or velvet black trim ring
Inside colour available with a choice of 3 finishes · Reflector made of pure anodised aluminium · Silicone diffusing lens
Cable between the luminaire and the power supply unit with plug connector
Colour rendering index (CRI) >90 · 20-year availability guarantee for LED modules
Colour temperature: 3000 K – article number + **K3**


Inside colour matt aluminium							External PSU
Velvet white	Velvet black	LED	β	A	B	AC/DC	DALI
50 681.2	50 684.2	9.8 W 915 lm	24°	115	95	✓	13 168
50 682.2	50 685.2	13.7 W 1215 lm	32°	130	105	✓	13 169
50 683.2	50 686.2	20.0 W 1860 lm	35°	175	130	✓	13 170

Inside colour matt brass							External PSU
Velvet white	Velvet black	LED	β	A	B	AC/DC	DALI
50 681.4	50 684.4	9.8 W 860 lm	34°	115	95	✓	13 168
50 682.4	50 685.4	13.7 W 1125 lm	33°	130	105	✓	13 169
50 683.4	50 686.4	20.0 W 1730 lm	40°	175	130	✓	13 170

Inside colour matt copper							External PSU
Velvet white	Velvet black	LED	β	A	B	AC/DC	DALI
50 681.6	50 684.6	9.8 W 805 lm	33°	115	95	✓	13 168
50 682.6	50 685.6	13.7 W 1095 lm	43°	130	105	✓	13 169
50 683.6	50 686.6	20.0 W 1625 lm	43°	175	130	✓	13 170



β = Half beam angle

**STUDIO LINE**

Recessed ceiling luminaires for DALI-controllable power supply units

Aluminium luminaire housing available with a choice of 4 finishes · Translucent synthetic cover
 Cable between the luminaire and the PSU with plug connector · BEGA Thermal Management®
 Colour rendering index (CRI) > 90 · 20-year availability guarantee for LED modules

The DALI PSU simply plugs into the luminaire.

External power supply units for operating these luminaires are optional accessories and must be ordered separately.
 The technical data is available in data sheets on our website.

Colour temperature: 3000K – article number + **K3**



Inside colour white					External PSU	
	LED		A	B	AC/DC	DALI
50 892.1	21.0 W	1775 lm	295	145	✓	13 173
50 893.1	32.0 W	2090 lm	395	150	✓	13 174
50 894.1	49.0 W	2900 lm	465	165	✓	13 175



Inside colour matt aluminium					External PSU	
	LED		A	B	AC/DC	DALI
50 892.2	21.0 W	1755 lm	295	145	✓	13 173
50 893.2	32.0 W	2075 lm	395	150	✓	13 174
50 894.2	49.0 W	2885 lm	465	165	✓	13 175



Inside colour matt brass					External PSU	
	LED		A	B	AC/DC	DALI
50 892.4	21.0 W	1700 lm	295	145	✓	13 173
50 893.4	32.0 W	1965 lm	395	150	✓	13 174
50 894.4	49.0 W	2730 lm	465	165	✓	13 175



Inside colour matt copper					External PSU	
	LED		A	B	AC/DC	DALI
50 892.6	21.0 W	1630 lm	295	145	✓	13 173
50 893.6	32.0 W	1815 lm	395	150	✓	13 174
50 894.6	49.0 W	2520 lm	465	165	✓	13 175



BEGA system pendant luminaires · Problem solvers for commercial and private applications

As a modular system, BEGA system pendant luminaires allow you to combine pendant luminaires with various installation components. The electrical connection and suspension of a pendant luminaire on the ceiling is usually done via a canopy. In addition to the safety-relevant protection it provides against contact voltage, it also serves to conceal the suspension mounting and cable connection. Our smart installation components for BEGA system pendant luminaires offer all the benefits of the DALI interface standard for wireless remote control right away. The individual building conditions may call for the installation of pendant luminaires in multiple ceiling types. That may entail an electrical connection and suspension of the luminaire from a suspended ceiling. Mounting and installation on slanted ceilings, e.g. in lofts, may be just as much a requirement as an installation of pendant luminaires on a power rail system.

This page offers an overview of the smart installation components and luminaire types available in the BEGA family of system pendant luminaires. Please visit our website for comprehensive information about BEGA Smart and our system pendant luminaires.



Type AS	Type BS	Type CS	Type AS · BS · CS
<p>Surface-mounted canopy · Smart For the mounting and electrical installation of a BEGA system pendant luminaire on any type of straight ceiling. Includes integrated Smart DALI Controller for the luminaire via the BEGA Smart app.</p>	<p>Surface-mounted canopy · Smart For the mounting and electrical installation of a BEGA system pendant luminaire on any type of straight or slanted ceiling. Suitable for slanted ceilings with an inclination of 0 - 40°. Includes integrated Smart DALI Controller for the luminaire via the BEGA Smart app.</p>	<p>Recessed canopy · Smart For the mounting and electrical installation of a BEGA system pendant luminaire on slanted or straight suspended ceilings. Suitable for slanted ceilings with an inclination of 0 - 40°. Includes integrated Smart DALI Controller for the luminaire via the BEGA Smart app.</p>	<p>works with BEGA Smart</p> <p>You can find more information about BEGA Smart online at bega.com/smart</p>

The installation components displayed do not reflect the actual dimensions of the components. Instructions for use with all technical data can be found on our website at www.bega.com/system-pendants



STUDIO LINE

Table luminaire with wooden base

Adjustable light · Wide beam light distribution

Luminaire housing made of cast aluminium available with a choice of 2 finishes
 Trim ring made of chrome · Inside colour available with a choice of 3 finishes
 Reflector made of pure anodised aluminium · Silicone diffusing lens · Safety glass
 Cord dimmer


Wooden base available in 3 colour versions
 BEGA Thermal Management® · Colour rendering index (CRI) >90
 20-year availability guarantee for LED modules

Colour temperature: 3000K – article number + **K3**



Inside colour matt aluminium · Code number .2					
Velvet black	Velvet white	LED	A	B	
50916.2	50917.2	13.7 W 1215 lm	190	200	

Select the desired inside colour by changing the code number.



Inside colour matt aluminium
 Code number **.2**



Inside colour matt brass
 Code number **.4**



Inside colour matt copper
 Code number **.6**



Wooden base		
Natural	Black	White
13209	13208	13277



Table luminaires

Unshielded light

Metal housing in polished aluminium finish · Satin matt opal glass
 Black connecting cable · 2000 mm

Luminaires with LED module:
 BEGA Thermal Management® · Dimmable
 Touch-controlled dimmer for infinitely variable brightness control
 20-year availability guarantee for LED modules · Colour rendering index (CRI) >90
 Colour temperature: 3000K – article number + **K3** or 4000K – article number + **K4**

Luminaires with E 27 screw base including LED lamps:
 Switch · Colour rendering index (CRI) >80
 Colour temperature: 2700K – article number + **K2** or 3000K – article number + **K3**



You can find LED lamps on Page 24.

Table luminaires					
	LED module		PSU	A	B
67542.3	12.6 W	875 lm	Dimmable	180	220
67543.3	14.6 W	1145 lm	Dimmable	220	260
	LED lamps		Base	A	B
67544.3	1 × 7 W	650 lm	E 27	180	220
67545.3	1 × 12 W	1150 lm	E 27	220	260




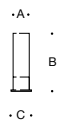
Table luminaires

Unshielded light

Metal housing available with a choice of 2 finishes · Opal glass · Switch in luminaire base

Luminaires with LED module:
 BEGA Thermal Management® · on/off power supply unit · Colour rendering index (CRI) >90
 20-year availability guarantee for LED modules
 Colour temperature: 3000K – article number + **K3** or 4000K – article number + **K4**

Luminaires with screw base E 14 and E 27 including LED lamp:
 Colour rendering index (CRI) >80
 Colour temperature: 2700K – article number + **K2** or 3000K – article number + **K3**



You can find LED lamps on Page 24.

Polished aluminium						
	LED module			A	B	C
67546.3	6.2 W	540 lm	on/off	94	380	135
67547.3	9.4 W	780 lm	on/off	110	480	160

Stainless steel						
	LED lamps		Base	A	B	C
67477.2	1 × 4.5 W	350 lm	E 14	70	280	100
67478.2	1 × 7.0 W	630 lm	E 27	94	380	135
67479.2	1 × 12.0 W	1120 lm	E 27	110	480	160

The power information may change during the validity period of the catalogue as a result of technical progress. You can find data sheets for all luminaires on our website. They contain all luminaire data and the current values for LED service life, luminous flux, maximum ambient temperature, and they provide information on BEGA Thermal Management®.

BEGA Plug&Play · The smart control system bringing light into your garden

As a pioneer in trends and new technologies, our aim is to use light to make your life more beautiful, easier and more convenient. One of our key products is BEGA Smart: our holistic lighting system for smart homes.

Part of the BEGA Smart range, BEGA Plug&Play is our LED lighting system for smart garden lighting – incredibly easy to install and control. Position the portable luminaires in the garden and configure the system via the BEGA Smart app – done.

Smart means uncomplicated. That is why all devices and functions are programmed and controlled simply, intuitively and clearly in one place: the free BEGA Smart app. Controlling individual luminaires or luminaire groups, configuring custom lighting scenarios or setting up a time switch function – smart BEGA lights are incredibly versatile.

Our BEGA Smart app configures and controls not only the Plug & Play system but also all BEGA Smart components. Have a look at Pages 6 to 21 for more information. We recommend one of our BEGA remote controls if the system needs to be controlled from greater distances. For more information, see Page 25.

The Plug&Play system's flexible cables can be easily routed above ground between the plants – there is no need for any expensive and time-consuming installation of underground cables. Changes and extensions are thus possible very quickly and at any time.

The smart system can be expanded at any time using BEGA Zigbee LED lamps in conventional luminaires with E 14 or E 27 bases.

Further information and an overview of all BEGA Smart components for indoor and outdoor use can be found at bega.com/smart



BEGA Plug & Play
Smart Tower and Smart Extender

Protection class IP 65 · Housing made of glass fibre reinforced synthetic material
 Smart Tower: BEGA Ultimate Driver®
 Zigbee 3.0 and Bluetooth

Smart Tower: 230 V AC / 48 V DC · Connected wattage max. 50 watts
 Smart Extender and Smart Tower: 4 outputs each, can be switched and dimmed individually

The Plug & Play system can be configured and operated via the free BEGA Smart app. We recommend the PRO (13 569) or ONE (10 526) remote controls for convenient operation from greater distances. For more information, see Page 25.

We recommend using BEGA distribution boxes for the electrical connection of the Smart Tower 13 567. All technical data can be found online at www.bega.com

Colour graphite



		A	B
13 566	Smart Tower with 5 m connecting cable and mains plug	130	75
13 567	Smart Tower with 5 m connecting cable and free cable end	130	75
13 568	Smart Extender with 5 m cable and 48 V plug	130	65



Extension cables

Extension cables with 48 V socket and plug, optionally 5 m or 10 m
 Protection class IP 67 · Colour graphite

10 596	Extension cable 5 m
10 597	Extension cable 10 m





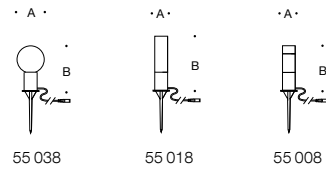
BEGA Plug & Play
Portable garden luminaires 48 V DC with earth spike
 For unshielded light

Protection class IP 65
 Housing and earth spike made of glass fibre reinforced synthetic material
 Opal glass with thread · With 5 m connecting cable and 48 V plug
 BEGA Ultimate Driver®
 20-year availability guarantee for LED modules

A BEGA Plug & Play Smart Tower is required to operate these luminaires, see Page 33.

LED colour temperature: 3000 K – article number + **K3**

Luminaire colour graphite



Garden luminaires					
	LED		A	B	
55 038	2.4 W	240 lm	150	260	
55 018	2.4 W	235 lm	70	340	
55 008	2.4 W	185 lm	65	270	



BEGA Plug & Play
Portable garden floodlights 48 V DC
 For directed light

Protection class IP 65
 Housing and earth spike made of glass fibre reinforced synthetic material
 24 378 Housing made of aluminium · BEGA Hybrid Optics®
 Safety glass · Reflector surface made of pure aluminium
 With 5 m connecting cable and 48 V plug
 We supply on-ground floodlight 24 378 with an optional earth spike.
 BEGA Ultimate Driver® · 20 years availability guarantee for LED modules

A BEGA Plug & Play Smart Tower is required to operate these luminaires, see Page 33.

LED colour temperature: 3000 K – article number + **K3**

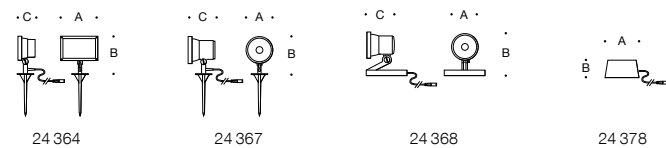
Luminaire colour graphite



Floodlight with ring base



Cable winder in the ring base

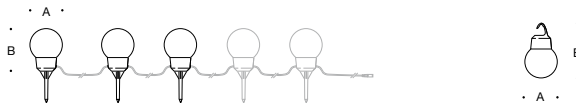


Garden floodlights						
	LED		A	B	C	
24 364	Floodlight with earth spike	10.0 W	845 lm	165	185	50
24 367	Floodlight with earth spike	4.0 W	340 lm	105	175	110
24 368	Floodlight with ring base	4.0 W	340 lm	105	175	110
24 378	On-ground floodlight	7.7 W	750 lm	185	75	—


BEGA Plug & Play
Portable LED spherical luminaires 48V DC,
consisting of 3 or 5 luminaires with optional earth spike or hook

Protection class IP 65
 Housing, earth spike and hook made of glass fibre reinforced synthetic material
 Synthetic sphere, white
 With 5 m connecting cable between the 48V plug and the first luminaire
 Cable length between the luminaires 2 m
 BEGA Ultimate Driver®
 20-year availability guarantee for LED modules
 A BEGA Plug & Play Smart Tower is required to operate these luminaires,
 see Page 33.

LED colour temperature: 3000K – article number + **K3**
 Luminaire colour graphite



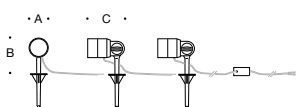
LED spherical luminaires - With earth spike or hook					
		LED		A	B
24 376	3 luminaires with earth spike	11.7 W	1620 lm	120	160
24 379	5 luminaires with earth spike	19.1 W	2705 lm	120	160
24 377	3 luminaires with hook	11.7 W	1620 lm	120	200
24 380	5 luminaires with hook	19.1 W	2705 lm	120	200




BEGA Plug & Play
Portable garden floodlights 48V DC,
consisting of 3 luminaires with earth spike

Protection class IP 65
 Housing and earth spike made of glass fibre reinforced synthetic material · Safety glass
 Reflector surface made of pure aluminium
 With 5 m connecting cable between 48V plug and the distribution box
 Cable length between distribution box and each floodlight 3 m
 BEGA Ultimate Driver®
 20-year availability guarantee for LED modules
 A BEGA Plug & Play Smart Tower is required to operate these luminaires,
 see Page 33.

LED colour temperature: 3000K – article number + **K3**
 Luminaire colour graphite



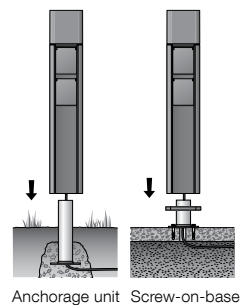
Garden floodlights - with earth spike						
		LED		A	B	C
24 366	3 floodlights with earth spike	11.7 W	840 lm	55	110	100



The power information may change during the validity period of the catalogue as a result of technical progress. You can find data sheets for all luminaires on our website. They contain all luminaire data and the current values for LED service life, luminous flux, maximum ambient temperature, and they provide information on BEGA Thermal Management®.

BEGA Smart Socket
Connecting pillars for electrical power supply (private applications)

The BEGA Smart Socket connecting pillars with two or three safety sockets transform your private garden into a smart garden. They are compatible with both LED luminaires and luminaires with conventional lamps. At close range, BEGA Smart Socket connecting pillars can be controlled using your smartphone and the free BEGA Smart app. For convenient operation from greater distances, we recommend our ONE or PRO remote controls. Garden luminaires connected to the Smart Socket connecting pillar can be easily controlled via the BEGA Smart app. Luminaire groups and lighting scenarios can be created intuitively and with little effort via the app, and the system can be configured to turn on and off automatically. The smart system can be expanded at any time using BEGA Zigbee LED lamps in conventional luminaires with E 14 or E 27 bases. Of course, other electrical devices connected to the Smart Socket connecting pillars can also be controlled via smartphone or remote control.



BEGA Smart Socket for electrical supply in private applications

- With anchorage unit
 - With screw-on base
- All technical data for anchorage units and screw-on bases can be found online at www.bega.com

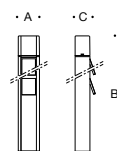


Protection class IP 44 · Cast aluminium, aluminium, stainless steel
 Fibreglass-reinforced synthetic material · Line connector 3x2.5²
 Zigbee 3.0 and Bluetooth

Compliance with national safety regulations is mandatory when installing and operating these connecting pillars. Earth fault circuit breakers and fuses must be connected on line side in the sub-main distribution circuit. Additional technical data can be found on our website in the product data sheet issued for the connecting pillars.

If through-wiring to a further connecting pillar is required, we recommend using BEGA distribution boxes. All technical data can be found online at www.bega.com

Colour graphite



BEGA Smart Socket connecting pillars with 2 safety sockets						
Type F	Type E	Type G		A	B	C
71 095	71 099	71 132	With anchorage unit	110	600	75
71 097	71 114	71 141	With screw-on base	110	600	75

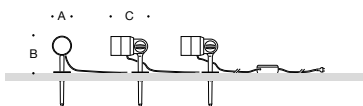
BEGA Smart Socket connecting pillars with 3 safety sockets						
Type F	Type E	Type G		A	B	C
71 096	71 100	71 133	With anchorage unit	110	700	75
71 098	71 115	71 142	With screw-on base	110	700	75

Portable LED garden floodlights consisting of 3 luminaires with earth spike


Protection class IP 65
 Housing and earth spike made of glass fibre reinforced synthetic material
 Safety glass · Reflector surface made of pure aluminium
 On/off PSU
 20-year availability guarantee for LED modules
 Burning position adjustment without tools
 With 5 m cable between the IP X4 mains plug and the distribution box
 Cable length between distribution box and each floodlight 3 m

LED colour temperature: 3000 K – article number + **K3**

Luminaire colour graphite



		LED	PSU	β	A	B	C	
84 393	3 floodlights with earth spike	14.0 W	955 lm	on/off	26°	55	110	100



A practical cable winder makes it possible to wind up the connecting cable in the ring base.

LED garden floodlights with earth spike or ring base

Protection class IP 65
 Housing, earth spike and ring base made of glass fibre reinforced synthetic material
 Safety glass · Reflector surface made of pure aluminium
 BEGA Thermal Management® · On/off power supply unit
 20-year availability guarantee for LED modules
 Burning position adjustment without tools
 Floodlights with earth spike or ring base ready for connection with 5 m cable and IP X4 mains plug

LED colour temperature: 3000 K – article number + **K3**

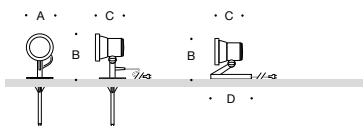
Luminaire colour graphite



Earth spike



Ring base



		LED	PSU	β	A	B	C	D	AC/DC	
84 367	With earth spike	6.5 W	440 lm	on/off	36°	105	180	110	—	✓
84 368	With ring base	6.5 W	440 lm	on/off	36°	105	175	110	175	✓



Wide beam light distribution

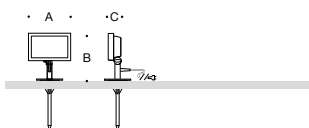


LED garden floodlights with earth spike

Protection class IP 65
 Housing and earth spike made of glass fibre reinforced synthetic material
 Safety glass · Reflector made of pure anodised aluminium
 BEGA Thermal Management® · BEGA AC module · Technical data on our website
 20-year availability guarantee for LED modules
 Burning position adjustment without tools
 Floodlight ready for connection with 5 m cable and mains plug IP X4

LED colour temperature: 3000 K – article number + **K3**

Luminaire colour graphite



		LED	PSU	β	A	B	C	
84 361	With earth spike	12 W	905 lm	AC module	78/94°	165	185	50



Earth spike



Very wide beam light distribution



The power information may change during the validity period of the catalogue as a result of technical progress. You can find data sheets for all luminaires on our website. They contain all luminaire data and the current values for LED service life, luminous flux, maximum ambient temperature, and they provide information on BEGA Thermal Management®.

Imprint

Editors: BEGA, Menden
Printed by: Fromm, Osnabrück
Lithography: RGI, Dortmund

Concept, design and photography
are the joint work of our company's
designers.

BEGA Gantenbrink-Leuchten KG
P.O. Box 3160 · 58689 Menden
Hennenbusch 1 · 58708 Menden
Germany
Phone +49 2373 966-0
Fax +49 2373 966-260
www.bega.com · exporte@bega.com

We reserve the right to make changes
in design and technology.
Colours may vary in printing.

© BEGA · 2020

BEGA